

Maximum performance
when moving on ramps

Ergonomic workstation

Small turning radius

Optimum corrosion protection

High energy efficiency



EZS 7280

Electric tow tractor (28,000 kg)

The EZS 7280 sit-on tow tractor is ideal for the transport of heavy loads across the airport apron or the premises of industrial companies. With its maximum pulling performance of 28 t, combined with the strong torque and good braking, it transports loads easily and safely. Its particular strength is the transport of heavy loads on ramps. Thanks to the automatic parking brake and the hill-start assistant, stopping and starting on the ramp is always possible without any problems.

Thanks to the compact dimensions and the large steering lock of the front wheels, even the narrowest spaces on the site can safely be mastered. The 2x10 kW drive motors are key not only for the drive capacity, but the individually controlled drives also support the manoeuvrability of the truck, especially at low speeds.

The tow tractor is particularly robust for frequent outdoor use. The cathodic-dip coating of the base frame also protects the truck against the most adverse weather conditions.

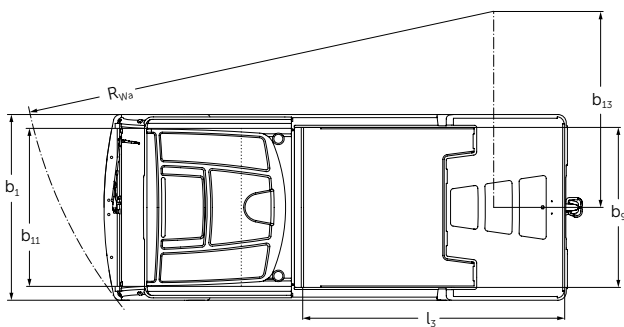
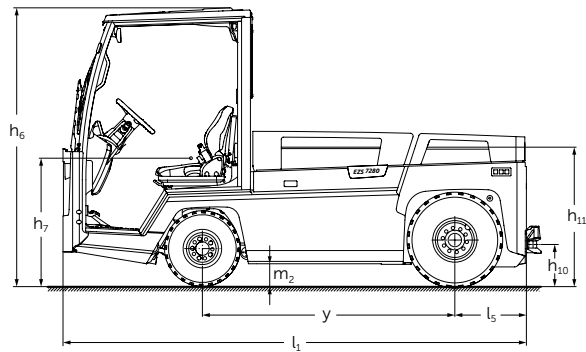
Various driver's cabs are available for the operator in such situations, with an optional folding or sliding door, so that protected work is possible throughout the day.

An automotive-style pedal configuration and an adjustable steering wheel position enable every operator to move the EZS 7280 safely within a very short time.

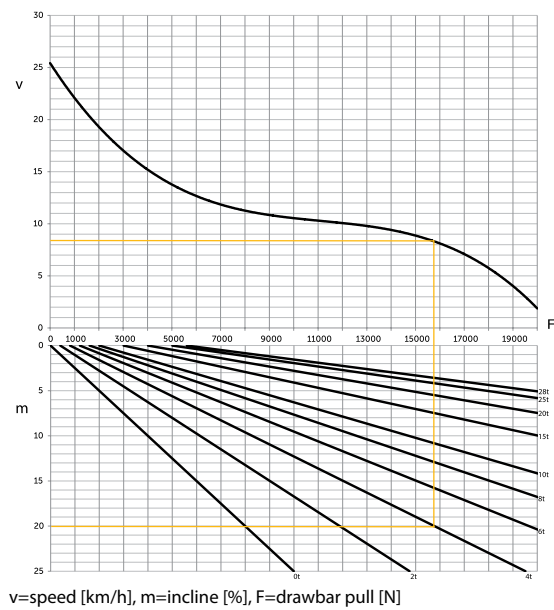
Batteries with a maximum capacity of up to 930 Ah deliver sufficient energy for all tasks. Thanks to its fast and boost charging capability, the need for a battery replacement can be completely avoided with a 500 Ah lithium-ion battery.

**JUNGHEINRICH**

EZS 7280



Pulling ability



Example:

The EZS 7280 travels on a 20% incline with a 4 t load. The EZS requires 15800 N drawbar pull for this and reaches approx. 8 km/h.

Note:

No continuous operation possible for EZS 7280 over 5600 N.


For gradients/descents greater than 4%, it is recommended that braked trailers be used.

Technical data in line with VDI 2198

Identification	1.1	Manufacturer (abbreviation)		Jungheinrich	
	1.2	Model		EZS 7280	
	1.3	Drive		Electric	
	1.4	Manual, pedestrian, stand-on, seated, order picker operation		seat	
	1.5	Load capacity/rated load	Q t	28	
	1.7	Rated tractive power	F N	5,600	
Weights	1.9	Wheelbase	y mm	1,465	1,755
	2.1.1	Net weight incl. battery (see row 6.5)	kg	4,088	
	2.3	Axle load without load front/rear	kg	2,100 / 1,988	2,446 / 2,350
Wheels / frame	3.1	Tyres		SE / pneumatic	
	3.2	Tyre size, front	mm	6.00 R9	
	3.3	Tyre size, rear	mm	7.00 R12	
	3.5	Wheels, number front/rear (x = driven wheels)		2/2x	
	3.6	Tread width, front	b ₁₀ mm	1,070	
	3.7	Tread width, rear	b ₁₁ mm	1,070	
	Basic dimensions	4.7	Height of overhead guard	h ₆ mm	1,970
4.8		Seat height/stand height	h ₇ mm	880	
4.12		Coupling height	h ₁₀ mm	295	
4.13		loading height without load	h ₁₁ mm	1,000	
4.16		loading area length	l ₃ mm	1,500	1,880
4.17		Overhang length	l ₅ mm	610	
4.18		Loading area width	b ₉ mm	1,090	
4.19		Overall length	l ₁ mm	3,000	3,300
4.21		Overall width	b ₁ /b ₂ mm	1,300	
4.32		Ground clearance, centre of wheelbase	m ₂ mm	150	
Performance data	4.35	Turning radius	W _a mm	2,825	3,275
	4.36	Smallest pivot point distance	b ₁₃ mm	935	1,095
	5.1	Travel speed, laden/unladen	km/h	12 / 25 ¹⁾	
	5.5	Drawbar pull w. / w.o. load	N	5,600	
	5.6	Max. drawbar pull, laden/unladen	N	19,000	
Electrics	5.10	Service brake		hydraulic/electric	
	6.1	Drive motor, output S2 60 min.	kW	20.0	
	6.4	Battery voltage/nominal capacity K5	V/Ah	80	
	6.4	Battery voltage/ nominal capacity	V/Ah	620	930
	6.5	Battery weight	kg	1,560	2,180
Misc.	8.1	Type of drive control		AC	

¹⁾ 13 km/h with 25 t trailing load

Benefit from the advantages



Good view of coupling from workstation



Generously designed operator workplace



Heating for a warm cab and condensation-free windows

Safety in every driving situation

Comprehensive safety equipment for high drive dynamics and performance:

- Reduction of the travel speed when cornering with Jungheinrich curveCONTROL.
- Generously designed cab with optimum all-round view.
- Automatic parking brake with anti roll-back function: When the truck comes to a halt, the tow tractor and trailer are automatically secured.
- No roll-back when starting on the ramp thanks to the hill-start assistant.
- Reliable starting on any surface thanks to anti-skid control (ASC).

Robust design for any everyday situation

- Up to 20-mm thick steel frame.
- Cathodic-dip coating of base frame for effective corrosion protection.
- Robust front apron with high corners and an equally robust centre front as well as recessed windscreen.
- Generously designed operator workstation

Ergonomic workstation

Thanks to its automotive-style configuration of the operator workstation, the cab is especially ergonomic:

- Low entry step with level foot-well.
- Automotive-style pedal configuration.
- The speed control system relieves the strain on the operator over long distances (optional).
- Easy steering wheel adjustment for operators with different body sizes.
- The coupling is visible from the operator's seat.
- Operator-oriented storage concept for intuitive operation.
- The heating ensures a pleasant interior temperature. Its optimised outlet vents prevent fogging of the windows.

Batteries

The EZS offers two different wheelbases for different battery sizes with a maximum capacity of up to 930 Ah.

500 Ah lithium-ion battery:

- High availability due to extremely short charging times: The battery can be charged to 50% with just 53 minutes of intermediate charging, while a full charge is achieved after 105 minutes.

- No battery changing necessary.
- Fast connection between charger and battery via comfort charging interface on the outside of the truck.
- There are always opportunities to boost charge the battery, particularly when used as a tow train.
- Longer service life and low maintenance compared with lead-acid batteries.
- No charging rooms and ventilation required as there is no build up of gas.

Additional equipment

A comprehensive range of accessories allows for individual tailoring to your requirements:

- Different coupling variants.
- LED front lights.
- SE tyres.
- Jungheinrich floorSPOT.
- Strobe lights and beacons.
- Protective screen for front and rear lights.
- Holder for radio data components.

Jungheinrich Aktiengesellschaft

Friedrich-Ebert-Damm 129
D-22047 Hamburg
Telephone +49 40 6948-0
Telefax +49 40 6948-1777

info@jungheinrich.com
www.jungheinrich.com

The German production facilities in Norderstedt, Moosburg and Landsberg are certified. **ISO 9001**
ISO 14001

Jungheinrich fork lift trucks meet European safety requirements.



JUNGHEINRICH